
**INTERNAL-EXTERNAL CAUSES AND NATURE OF HOMELESSNESS:
A SURVEY-BASED STUDY OF THE THREE DISTRICTS OF DELHI**

Vijay Yadav

Ph.D. Research Scholar, Geography, Centre for the Study of Regional Development,
School of Social Sciences, Jawaharlal Nehru University, New Delhi, India

ABSTRACT

Homelessness is treated as a financial problem. There has been working many factors combine behind the homelessness. According to literature, two major explanations are dominated. First is related to the internal problem that is individual level whereas the second one is related to the institutional failure. But it varies concerning time and space due to the variation of definition and nature of homelessness. In the context of Delhi around the majority of the homeless population has been living a long duration, they accept homelessness as a lifestyle. So it is very difficult to come back into the mainstream of society without proper planning. There is a prior need for planning to know what the major factors are which determines the homelessness on a major scale? In search of answers to these questions, a field survey (November 2014 to January 2015) had conducted in the three selected districts which possess eighty percent of the total night shelters users of Delhi. There are mainly four major causes responsible for homelessness of the majority. These are a financial problem, domestic tension, structural lone lineless and marriage, and relationship. Concluding section of this study offers some practicable policy measures to implement downstream approaches that end or substantially reduce homelessness.

Keywords: Homelessness, Internal Factors, External Factors, Nature, Planning

INTRODUCTION

Homelessness is not statistical data, its more serious problem compared to social and public health problem because it has a deep impact on the individual. It can destroy not only physically and mentally, but also impact the entire personality of the individual. It is a being in a “state of rejection” means rejections from society, opportunity, identity, and representation (Cooper 1995). Homeless people live without protection and social security.

Two major explanations for homelessness household and non-household (structural) factors have dominated in the literature on the subject. In the first case, some argue that personal problems,

such as mental illness or alcohol and drug abuse render individuals unable to maintain permanent housing (e.g., Lipton, Sabatini, and Katz, 1983; Roth et al., 1985; Fischer et al., 1986). In contrast, others argue that structural factors such as poor economic and social conditions must exist for even the most vulnerable segments of the population such as the mentally ill to become homeless (Hopper and Hamberg, 1986; Rossi and Wright, 1987; Wright and Lam, 1987; Gilder bloom and Appelbaum, 1988:31-34H; Rossi, 1989). Delhi is the second biggest metropolitan city in India (Census of India, 2011), and homeless population has been doubled during the last decade. According to literature structural factors are played a major role to increase the number of the homelessness. In the recent economy, It demands to skill based labor force.

Some groups of the poorest population are more likely than others to become homeless (Marpsat, 2001). According to marspat, external factors are mainly responsible for homelessness. it can be explained some examples, first, changes in the economy that demands skill to find work. Second, the contraction in the supply of cheap housing relative to the number of low-income household and there are increasing difficulty in obtaining rented accommodation also.

OBJECTIVE AND RESEARCH QUESTIONS

1. To find and explain the leading factors which determine the homelessness.
2. To explain the characteristics of homelessness in context of homeless people in Delhi.

There are various factors working together to determine the homelessness. But what are the common factors that affect the majority of the homeless population? And these common major factor's consequences are similar to all homeless population in India or world. What are the government initiatives to provide to enable this marginalized section into the mainstreams?

DATA AND RESEARCH DESIGN

- A field survey has been conducted in selected night-shelters in three districts of Delhi through a key informant and detailed questionnaires that incorporate various social aspects of urban homeless people.
- It is so difficult to locate any fixed place of a homeless person. But homeless people can be located by night shelters in which they are living. The government of Delhi has been running permanent and temporary night-shelters with the support of NGO's. Night shelter has been provided as free or inexpensive accommodation for a short duration to homeless people.

Delhi has eighty-two permanent night shelters (DUSIB 2013-14) in its nine districts (The Census of India 2011). Eighty percent of those homeless population using night shelters are living in

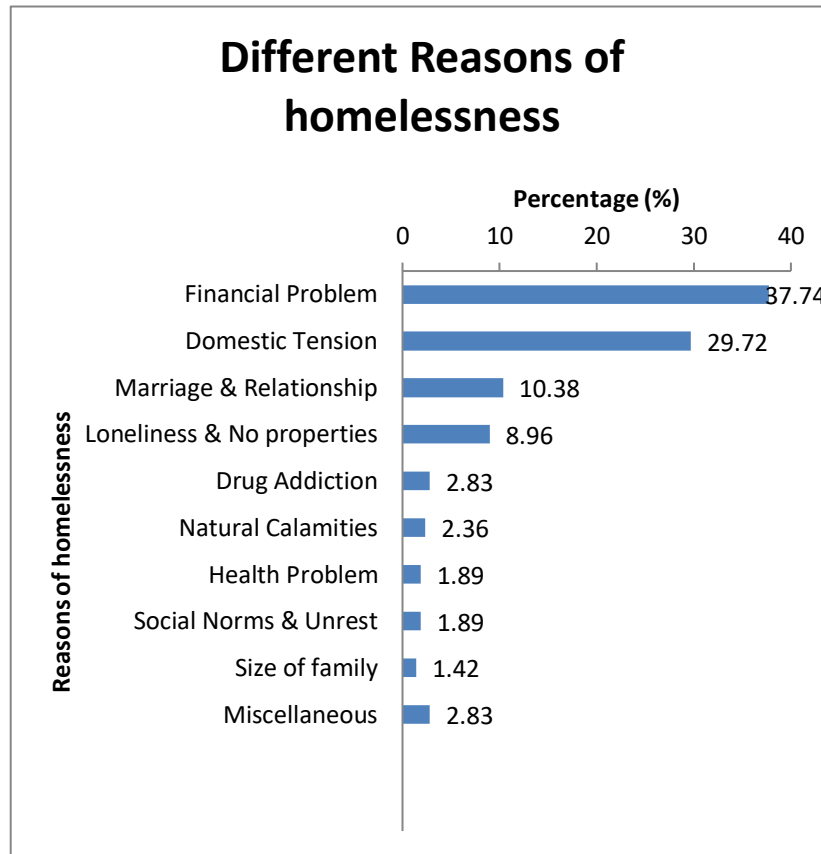
Central, North and West Delhi districts (DUSIB 2013-14). This has been the base for selecting these three districts for primary field survey.

The selection of night shelter's location was based on the information of surrounding areas and concentration of night shelter users for example, Rakshak night shelter is situated along the Bangla Sahib Gurudwara; Chameliyaan road night shelter is in Karol Bagh situated near by wholesale market; Phool Mandi night shelter is situated next to the railway station; Kabir-Basti night shelter situated in middle of JJ colony; Sarai Pipal Thala night shelter is located on the main road near Adarsh Nagar metro station and Mangolpuri night shelter is located near industrial area. in the field survey, there were covered ten permanent night shelters and covered at least 30 homeless people in every night shelter through questionnaire schedule.

REASONS FOR HOMELESSNESS

According to the Field Survey, there are both household and extra-household factors that determine homelessness in NCT Delhi. Out of the total surveyed homeless population, around 80 percent of the homeless population had migrated to the study area for different reasons. Majority of the population come from rural areas to Delhi, due to the poor financial conditions, to seek better job opportunities. The data also show that 37.7 percent homeless population had come only due to financial problem and most of them are male (45.35 percent), females are only 5 percent. The second major reason is domestic tension. About 30 percent people had left their homes due to this reason. According to the data, males leaving due to the reason above were 31.40 percent and female were 22.50 percent. Many of homeless people were of Delhi origin and are from nearby areas of Delhi. Marriage and Relationship is another reason that made people leave left their homes, especially female. The survey- findings suggest that 50 percent of the female homeless population become homeless due to this reason whereas only 1.5 percent males were rendered homeless due to the same homeless population.

Figure 1: Different Reason for Homelessness in NCT Delhi



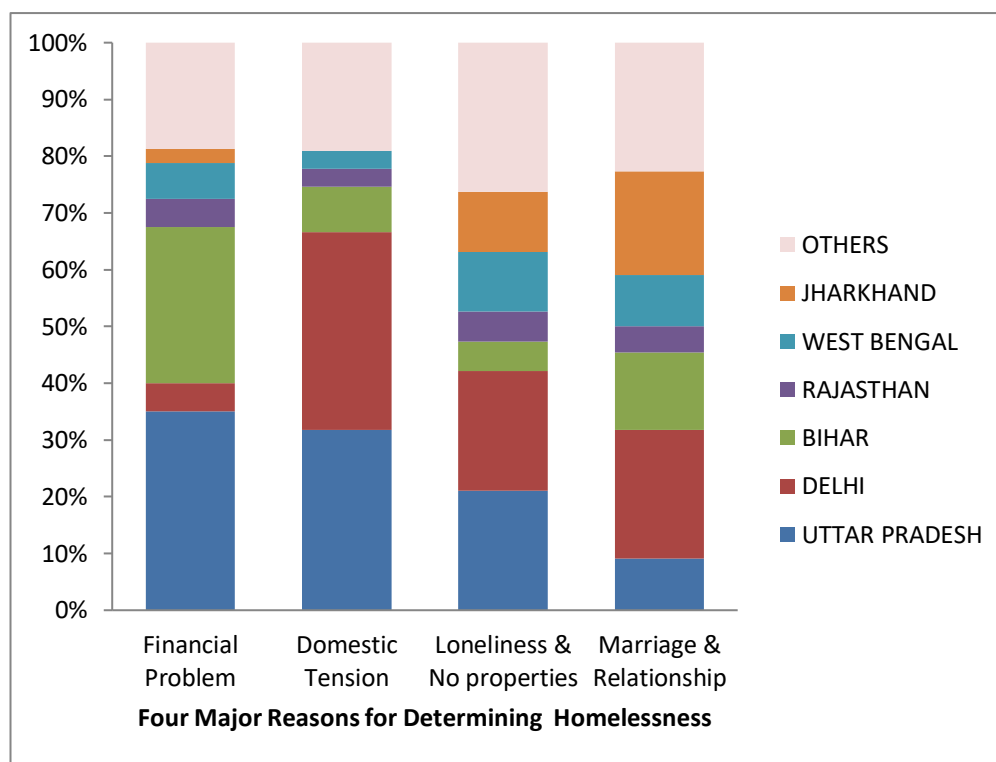
Source- Field Survey (December-January2014-15)

According to the analysis, other factors of homelessness are showing less than 10 percent. Loneliness and forced removal from their properties are one of the major reasons. Most of them are slum population, landless labourer, and small farmers. Most of the females became homeless due to loneliness. According to the Field Survey, 17.5 percent female live like homeless because they are alone. The small farmers had to sell their lands to pay their debt or loan. After that, they did not have any other livelihood options, and they became homeless. The government had removed many of them from their slums because they had illegally encroached upon government land (Dupont, 2008; Sen., 2010). Drug addiction (Elliott & Krivo, 1991), Natural calamities (Government of Delhi, Homeless survey 2010), health Problem (Marpsat, 2001), social norms and unrest (TISS REPORT, 2009), etc are other reasons for homelessness.

Four major reasons that determine the homelessness

Homelessness is a condition which emerges from the cumulative effect of different kinds of factors. But some factors are dominant. By the above analysis, four major causes are mainly responsible for homelessness of the majority. These are a financial problem, domestic tension, structural lone lineless and marriage, and relationship. Figure 2, shows state wise share those homeless people who become homeless from these four reasons in Delhi.

Figure 2: Representations of Four Major Reasons Which Determine the Homeless Condition of People from Their Respective States



Source- Field Survey (December-January 2014-15)

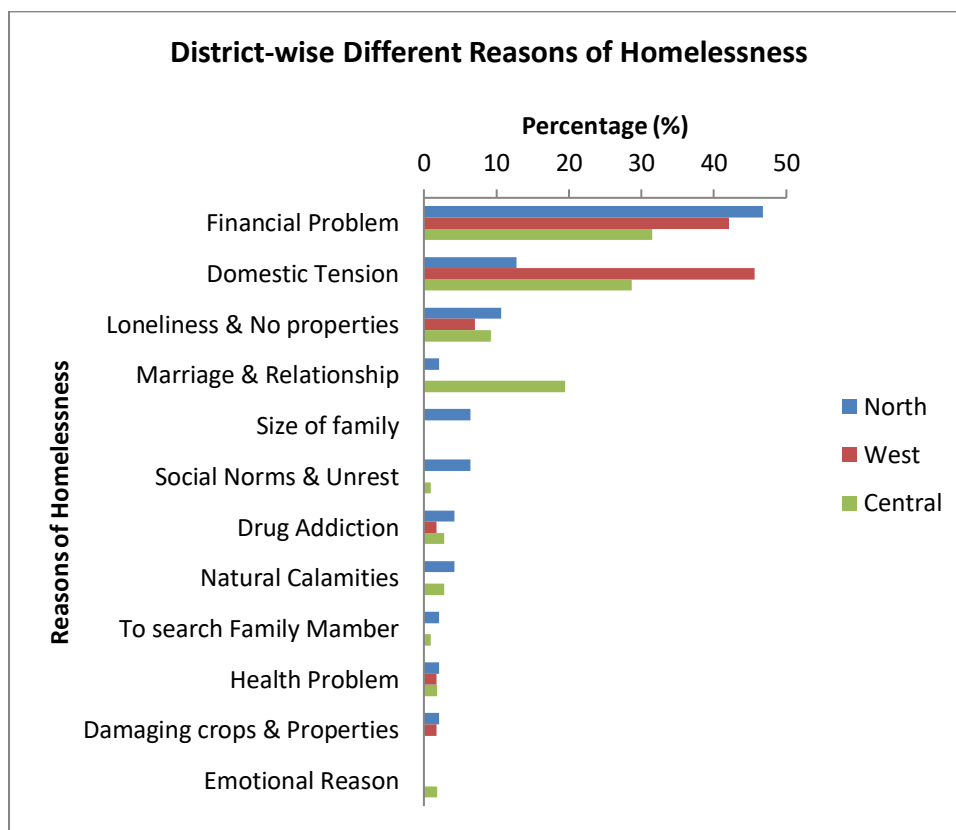
According to the Figure 2, There can be compared easily, the leading problem of people to become homeless in these states. In Uttar Pradesh and Bihar, financial problem is major reasons. In Delhi, domestic tension is the major reason because people from Delhi live as homeless due to government urban renewal programs such as Common Wealth Games 2010 (Menon-sen, 2010) and Delhi master plan 2021. Slum clearance for the redevelopment and beautification of the capital has often resulted in pushing further away from the unwanted slums, without considering the issues of adequate shelter for the poor (Dupont, 2008). Homeless people come from Jharkhand due marriage and relationship, and loneliness is dominant in West Bengal. Homeless population from Uttar Pradesh shows the second significant concentration in Delhi due to

domestic tension. According to the primary survey, about 31 percent night shelter dwellers are from Uttar Pradesh and 60 percent of whom from western districts of Uttar Pradesh only. West Bengal shows significant share's of homeless people due to loneliness after Delhi and Uttar Pradesh. Homeless respondents tell different causes of loneliness, but one thing, which is common, was lack of help from society or institutions. Another major reason is marriage and relationship, it is found in homeless people who belong from Delhi, Bihar, and Jharkhand mainly. Homelessness due to marriage and relationship is higher amongst female homeless as compared to their male homeless people.

District- wise analysis of Internal and External Causes of homelessness

Homeless people of Delhi come from different states due to various reasons. They live in different districts in Delhi. Is their behavior of selection of such districts related to these factors or not? The graph shows district wise distribution of homeless people due to different internal and external factors. The graph is given below.

Figure 3: District-wise different factors of homelessness



Source- Field Survey (December-January 2014-15)

Table 1: Classification and District-wise Analysis of Internal and External Factors

Reasons for homelessness		Central Delhi	North Delhi	West Delhi
Internal factors	Domestic Tension	28.7	12.8	45.6
	Marriage & Relationship	19.4	2.1	0.0
	Drug Addiction	2.8	4.3	1.8
	To search Family member	0.9	2.1	0.0
	Size of family	0.0	6.4	0.0
	Emotional Reason	1.9	0.0	0.0
External factors	Financial Problem	31.5	46.8	42.1
	Structural Loneliness	9.3	10.6	7.0
	Health Problem	1.9	2.1	1.8
	Natural Calamities	2.8	4.3	0.0
	Social Norms & Unrest	0.9	6.4	0.0
	Damaging crops & Properties	0.0	2.1	1.8
Total		100.0	100.0	100.0

Source-Field Survey (December-January 2014-15)

Internal Factors or Household Factors

According to the figure, the majority of the populations live as homeless in West Delhi's night shelter due to domestic problems. According to the data, 45.6 percent homeless population lives in West Delhi's night shelters, followed by Central Delhi (28.7 percent) and North Delhi (12.8 percent). Mangolpuri industrial area in West Delhi is surrounded by slums and JJ colonies, and these settlements are very old, the density of this area is 19625 persons per square kilometer (the Census of India 2011). According to the data, these homeless people belong to home state Delhi, Uttar Pradesh, and Bihar. The figure shows that 34.92 percent homeless people were from Delhi

followed by Uttar Pradesh (31.75 percent). Most of them were in the 35 plus age groups population. According to surveyed homeless population data, under the category of domestic tension, common reasons were a division of asset, assault by family members, single room occupancy, dispute and exile from family, etc.

Savitri Devi, 60 years old, told that she has her own home in Delhi, but due to dispute with her husband, she has been living in night Shelter since last six months.

After family tension, the second major internal factor is marriage and relationship. In Central Delhi, 19.4 percent (Table 1) homeless population falls into this category. Many of them are from Delhi, Bihar, Jharkhand and another state (figure 2).

Sawanti, 30-year-old, from Assam who lives in Regharpura night shelter. According to her, her husband solemnized second marriage and left her with two years' old child. She is doing domestic work in the nearby area.

Family size matters especially in North Delhi, as per the data 6.4 percent people used night shelter due to this reason.

Qyamuddin, 24-year-old, is from West Champaran district of north east Bihar. He came to Delhi due to large family size and no source of income there. He is pulling a rickshaw in north Delhi and living in a night shelter for saving money which he could send to home.

Another determining homeless reason is drug addiction. About, 4.4 percent male lives in central Delhi's night shelters due to this reason. Majority of the homeless population are used to alcohol and smoking regularly. Drug and alcohol should be considered as coping strategies for homeless life according to some authors (Snow and Anderson, 1993). In Central District, 70 percent of male homeless people are used to both alcohol and smoking, in North Delhi, this percentage was 60 percent and West Delhi 50 percent were indulged in smoking and drinking. Female homeless were not used to this habit of smoking or drinking regularly. Some smoked or drank occasionally.

Analysis of External household factors

External household factors differ from internal factors, as internal factors are related to individual level whereas external factors are related to the group or societal level. Majority of people come from their native state to city to escape from severe poverty. According to Peach (1968), villagers migrate to the cities not because they are certain of finding industrial

employment in the cities, but because they find no employment in villages. According to Figure 2, 35 percent from Uttar Pradesh, 27.5 percent from Bihar, 6.25 percent from West Bengal and Uttrakhand, and 5 percent from Rajasthan came to Delhi due to financial problem. Financial problem is directly related to unemployment and lack of basic infrastructure.

In central Delhi 47.1 per cent of male and only 5 per cent of female used night shelter due to financial problem.

Sakina Bano, (40-year-old) from Bihar, live in Regharpura Night shelter and told that her husband is a rickshaw puller in Daryaganj area near Jama-Masjid, she works as a maid in Regharpura area. Most of the money is spent on the education of children that is why they could not afford a home on rent. She lives with her children in Regharpura area due to the availability of female night shelter.

West Delhi and North Delhi night shelter show homeless population percentage 46.8 and 42.1 respectively.

The second major external factor is structural loneliness and having no properties. Under this category people who become homeless due to slum demolition, shortcomings of the rehabilitation process and exile from society. Delhi and Uttar Pradesh with 21.05 percent of such persons are followed by Jharkhand and West Bengal with 10.53 percent and Rajasthan and Bihar with 5.26 percent. Other states have a negligible excluded percentage of population suffering from such traits.

In Central Delhi majority of female become homeless due to loneliness. Male was only 4.4 percent whereas female was 17.5 percent.

Sunita, (24 years old) from Uttam Nagar Delhi, lives in Bangla Sahib female night shelter. She told that due to the accidental death of her husband, her husband family expelled her from there and nobody is coming for help. She does not know anybody that is why she lives in a night shelter for last six months.

In North Delhi, 10.6 percent and in West Delhi only 7 percent live in night shelter due to loneliness. Uttar Pradesh and Bihar are divided into different caste segregation, and different communities live together in peace and harmony. But some unsocial persons want to destroy this phenomenon to fulfill their selfish motive. Majority of the population belong to the poor or marginalized section which is very vulnerable to these kinds of situations.

Pawan, (32 years old) live in North Delhi recovery night shelter near Yamuna Pusta; he explained that his family lost everything in communal violence in Kandhamal district of Orissa in 2008 but were able to save their lives, people killed his family members because his family had changed religion. So there was no reason to live there that is why he came to Delhi with some friends. He was working to make Balti on a pottery shop in Chandani Chowk area. Unfortunately, due to a road accident, he fractured his leg and was unable to walk. He lost his job also due to his medical treatment. (Source -Pilot Survey October-November 2014).

Natural calamities do not influence people equally. A susceptibility approach to disasters would suggest that discrimination in exposure and sensitivity risk as well as discrimination in access to resources, capabilities, and opportunities systematically disadvantage certain groups of people, exposed them with more vulnerable to the impact of natural disaster. In North Delhi, 6.4 percent male was leaving in different night shelters of Delhi due to this reason.

Nature of homeless people according to Hertzberg

Hertzberg (1992) has given a typology which is based on the length of homelessness and homeless people’s reaction to their homelessness condition. The three illustrative categories and the specification of these categories are given in the Table below.

Table 2: Characteristics of Persons on Hertzberg’s Continuum of Homelessness

Characteristic	‘Resistors’	‘Teeters’	‘Accommodators’
Length of homelessness	Brief(2-4 years)	Longer(4-10 years)	Long term(> 10 years)
Attitude to condition	Fighting against	Ambivalent	Accepting
Staying where?	Inside	Most outside	outside
Reasons for homelessness	Not own Decision	Not own Decision	some own decision
Desire for education	Most want	some want	few want
Literate	National Average	Most	half

Severely Family Dysfunction	Some	Almost all	Most
The desire for own place	Almost all	some	few
Realistic hope for Future	Most	Few	None

Source- Hertzberg, 1992 cited by Strategies to combat homelessness, UNCHS, 2000

Hertzberg’s (1992) typology of those already homeless places them on a continuum, based on the length of the homeless episode and their reaction to their state. It has three illustrative categories (see Table 2). According to Hertzberg, the resisters want to spend the least time as a homeless person; the logic behind is, they do not accept their situation. In initial stages, the degree of resistance to overcome from their homeless condition is very high. They hold realistic hopes for their future.

Alienation, anger, and frustration over such circumstances often turn inward, manifested in depression or, on a side route, joining the long-term homeless whose accepting subculture seem welcoming while the larger society rejects. Drinking or substance abuse kill the pain of rejection and become a daily routine (Hertzberg, 1992: 155-6). The second group is teeterers. They have been homeless for a longer period and tend to have significant personal barriers to stability, mental illness, alcoholism, and severe family dysfunction. Any ‘push’ could tip them in one direction or the other. They regard their homeless circumstances less negatively than do the resisters. Although they hope to stabilize their lives, such hope is edged with despair.

According to Hertzberg, by the length of homelessness, the accommodators are the smallest group. However, in our study, it was 44.44 percent in Central Delhi including female, 48.94 percent in North Delhi and 68.42 percent in West Delhi (Table 4). It was the largest group (Table 3). It would be, therefore, to see, what are the reasons behind these differences?

India and USA are entirely different countries. The USA is a developed country with high literacy rate, low population density; good infrastructure provides comparative much good opportunity to escape from homelessness situation. They do not escape from homelessness situation; suggest that they like homelessness as a lifestyle. There is evidence that long-term homelessness generates its lifestyle in a developed country, this condition is called homelessness as a lifestyle (Grunberg, 1998). But in India, a developing country, homeless people are mostly illiterate and unskilled, high population density and bad infrastructure provide comparatively fewer opportunities for jobs which means fewer chances to escape from homelessness condition

in the long term. So very few homeless people would be successful in escaping from homelessness situation, that’s why a high percentage of accommodators.

Table 3: Characteristics from Hertzberg Applicable to Delhi Homeless Population

Characteristic	Resistors	Teeterers	Accommodators
Length of homelessness	Brief(0-4 years) (30.19 percent)	Longer(4-10 years) (17.92 percent)	Long term(> 10 years) (51.89 percent)
Staying where?	Night Shelter	Night Shelter	Night Shelter
Literate	Medium(32.00)	Low(18.40)	High (49.60)
Drinking/smoking	Medium(23percent)	Low(22 percent)	High (57 percent)
Saving	High(43 percent)	Low(17 percent)	Medium(40 percent)

Source- Field Survey (December-January 2014-15)

According to Table 3, resistors show a relatively higher percentage of a tendency for saving. They fight against their situation. Almost all have desires to escape from homelessness as soon as possible. They have tried to learn new skills as it can increase the possibility of getting a job. Resistors show medium literacy rate; it is also one of the factors responsible for homelessness. Accommodator shows high literacy rate; they learn many things during their homeless period as per the requirement of the job.

Table 4: Categorization of Delhi’s Homeless People According to Hertzberg Classification of Time (Length of Homelessness)

Hertzberg Classification	Central Delhi	North Delhi	West Delhi
Zero to two year(0-2)	19.12	19.15	8.77
Two to Four Year(2-4)	14.71	19.15	5.26
Four to Ten year(4-10)	26.47	12.77	17.54
More than Ten years (>10)	39.71	48.94	68.42

Source- Field Survey (December-January 2014-15)

There are divided into four categories from which one can see variations (Table 4). The category zero to two years shows high percentage in Central Delhi (22.22 percent) followed by North and West Delhi. Central Delhi is provided with more opportunities for informal sector jobs as compared, to other districts with the result that new homeless people prefer Central Delhi from other districts. Most of the concentration of homeless people is in “more than ten years” category. The assumption is this: homeless people are migrated to West Delhi to accommodate them and for a better condition of night shelter. Homelessness condition means a deficiency of everything. And longer the duration of homelessness more is the vulnerability towards health problems. Thus they can not involve themselves in multiple jobs during a day. They want the single job. North and West Delhi has high a possibility of getting a single job.

CONCLUSION

According to the Field Survey, four major reasons found among the states which contribute to the homeless population in Delhi are financial problems, domestic tensions, marriage and relationships and structural loneliness. Uttar Pradesh, Bihar, Utrakhand and West Bengal are main contributors of homeless people in Delhi due to financial problem. Domestic tension (34.92 percent) is a major reason for local Delhi people from which they become homeless. It is followed by Uttar Pradesh and Bihar. Other major reasons for Delhi people to become homeless are marriage (22.73 percent) and loneliness (21.05 percent). But according to survey domestic tension (29.7 percent) is the second major reason for homelessness. According to primary survey data, financial problem is leading reason for a male to become homelessness (45.35 percent), and female was only five percent. On the other hand 50 percent women become homeless due to marriage and relationships, and in case of men, it was only less than two percent. People who

become homeless due to domestic tensions, west Delhi shows the highest percentage in comparison to other districts. And north Delhi has been showing a majority of the population who become homelessness due to financial reasons.

REFERENCES

- Marspat. M. 2000. "An Advantage with limits: The Lower Risk of Becoming Homeless", Population: An English Selection, Vol. 12, Pp 247-291.
- Ross. H. 1992. "Dawn and Out in America: The Origin of Homelessness", Public Administration Quarterly, Vol. 16 (3), Pp 395-397.
- Cooper, B. (1995). "Shadow People: A Reality of Homelessness in the 90's", Sydney City Mission.
- Peach G. C.K. 1975, "Immigration in Inner City", The Geographical Journal, Vol. 141(3). Pp 372-379.
- Dupont, V. 2008. Slum Demolitions in Delhi since the 1990s: An Appraisal. Economic and Political Weekly, 43(28), 79–87.
- Menon-sen, K. 2010. Delhi and CWG2010 : The Games Behind the games. The Journal for Asian Studies, 69(3), 677–681.
- Anderson, E., & Koblinsky, S. 1995. Homeless policy: The need to speak to families. Family Relations, Vol. 44 (1), Pp.13–18.
- Bathany, L. Letiecq, Elaine A. Anderson and Sally A. Koblinsky. 1996. Social Support of Homeless and Permanently Housed Low-Income Mothers with Young Children, National Council of Family Relations. Vol. 45(3) Pp. 265-272.
- Grunberg, J. (1998). Homelessness as a Lifestyle, Journal of Social Distress and the Homeless, Vol.7 (4), Pp. 241-261.
- Hertzberg, L. 1992. The Homeless in United States: Condition, Typology and Interventions, International Social Work, Vol. 35(2), Pp-149-161.
- The report, 2009, "Shelter for the homeless in Delhi: The assessment of permanent shelters in New Delhi," Tata Institute of social science (TISS), pp 1-32
- Shlay, A. 1992. "Social Science Research and Contemporary Studies of Homelessness" , Annual Review of Sociology, Vol.18(1), Pp.129–160

- Carter III, G. R. 2011. "From Exclusion to Destitution: Race, Affordable Housing, and Homelessness" *Cityscape*, Vol.13 (1), Pp. 33–70.
- Fertig, A. R., & Reingold, D. A. 2008. "Homelessness among at Risk Families with Children in Twenty American Cities", *Social Service Review*, Vol. 82 (3), Pp 485–510.
- Gupta, Sreoshi, et al. 2006. Homelessness in the context of the Delhi master plan 2001: Some result from the census. *Council for Social Development*, Vol. 36 (2). Pp 57-82
- Harvey, D. 2003: Right to the city. *International Journal of Urban and regional research*, Vol. 27(4), Pp 939-941.